




TITTI Integrated Positioning System



-  **Easy to handle**
-  **Modifiable**
-  **Versatile**
-  **Lightweight**
-  **Safe**



*The perfect solution for
children and teenagers*



Materials

- **Modular frame** made of anodised satin aluminum with no welds.
- **Backrest** composed by a high strength aluminum shell, a kit of polyethylene inserts with cushioning properties, padding consisting of two layers of foam polymeric self-modeling and reticulated, a lining of microclimatic fabric ventilated and stretchable.
- **Cushion** with flat base and kit of polyethylene inserts with cushioning properties, free shape foam padding kit composed by very high performing anti-decubitus and viscoelastic foams and the new 3D cover, air exchange, incontinent, not flammable and antibacterial.

Standard Features

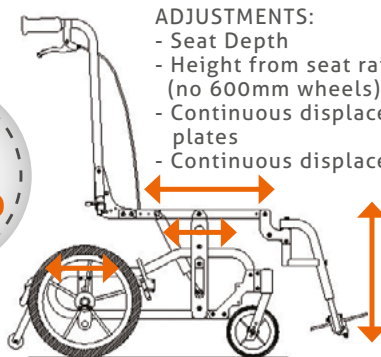
- Adacta Liga Light tilt in space positioning frame rigid or folding
- Multi-adjustable detachable footplates with 90° fixed knee angle
- Modular Pelvis positioning system INSERTO SEAT BASICO
- Modular Trunk positioning system INSERTO BACK EFFECTO LATO
- Hip guides
- Padded arm supports
- Versa Capitis Comfort headrest
- Versa Fixatis pelvic belt with 2 attaching points 2 adjustments and lateral squeeze plastic buckle closure
- Parking brake with lever
- Reclining mechanism with Plate 3°;9°;15°;22°
- Anti-tip system
- Continuous tilt in space from 2° up to 35° (from 6° up to 39°)^①
- ① Upgraded tilt in space with an increment of the initial reclining of the frame by operating on the positioning holes in the caster fork.
- Wooden rigid base leather flex covered

Clinical information / destination of use

Ideal for **Children and Teenagers** affected by low, medium and high postural control as results of several pathologies. **Titti** through the combination of **Adacta Liga Light Frame** with **Inserto cushion and backrest**, allows customisation and adjustments during the **assessment, delivery and after-delivery follow-ups**, to all patients affected by leg length discrepancies, wind swept, pelvic obliquity, anterior/posterior pelvis tilt even combined and/or related to scoliosis, lordosis and kyphosis. Titti is intended for personal use both indoor and outdoor and has to be used under the supervision of an attendant.



"A CHOICE OF SAFETY"



ADJUSTMENTS:

- Seat Depth
- Height from seat rails to floor 43 cm/49cm (no 600mm wheels)
- Continuous displacement of the rear wheels plates
- Continuous displacement of the upper frame

Guide to the choice of the Postural Equipment

Intensity of the postural support



Intensity of the postural support



Optional Parts

(with or without up-charge.
Please refer to the Order Form for prices)

- Casters: 150mm poly, 175mm poly (not suggested with 600mm. posterior wheels)
- Posterior Wheels:
 - 300mm. or 12" (poly or pneumatic – or pneumatic with drum brake)
 - 500mm. or 20" (pneumatic without handrim or pneumatic with drum brake)
 - 600mm. or 24" (pneumatic. If chosen the tilt in space is reduced to 20° with seat height at 47 cm.)
- Knee angle 75° or elevating
- Push handles kit, height adjustable by pin
- Telescopic push handle kit with lever lock
- Single handlebar kit, reclining adjustable, for rigid frame
- Single handlebar kit, reclining adjustable, for folding frame
- ABS Laterals w/arm support
- Modular pelvic positioning system Inserto seat MEDIANO or DOMINO (Basico is in the standard features)
- Modular trunk positioning system Inserto Back SUPPORTO (Effecto Lato Back is in the standard features)
- Detachable anti-tip system

Accessories

- Versa Fixatis dynamic butterfly harness
- Versa Tray
- Calf supports swing-away
- Padded calf strap
- Abduction block removable
- Vehicle transportation kit (available only with 300mm. and 500mm. posterior wheels)
- Thoracic supports for Inserto EFFECTO LATO BACK and SUPPORTO BACK.
- Pedal for barriers

For partially sighted users this document can be visualized in PDF format on the web site

WWW.PROMEDICARE.IT with the possibility to enlarge the text.

Technical Information

TITTI SIZE	MAX. LOAD values expressed in kg.	WEIGHT OF THE FRAME values expressed in kg.	PIVOT WIDTH values expressed in cm.	MAXIMUM OVERALL DIMENSIONS IN WIDTH/LENGTH* values expressed in cm.					
				Wheel 300 mm. std.	Wheel 300 mm. w/drum brake	Wheel 500 mm. std.	Wheel 500 mm. w/drum brake	Wheel 600 mm.	
US	Rigid	50	14.1	69	48/96	49/96	50/101	53/101	/
	Folding	50	14.9						
XXS	Rigid	50	14,4	69	53/96	54/96	55/101	58/101	55/104
	Folding	50	15,3						
XS	Rigid	50	14,7	72	53/99	54/99	55/102	58/102	55/107
	Folding	50	15,6						
XSO	Rigid	50	15,4	75	56/99	57/99	58/102	61/102	58/107
	Folding	50	15,9						

Maximum slope 7°

Note: The length dimensions, referred to the average values, are subjected to variations due to the displacement of the wheel plates. The values reported are intended for the standard configuration. Frame weight only with wheels, knee angle and footrest as standard configuration.

*With Knee Angle At 90° and footrest all forwarded positioned

The device can be disassembled without the use of specific tools. It can be transported in the car or in the plane. It can be used as seat in a vehicle, provided that this one is equipped of transportation kit adaptations for people with disabilities.

TITTI SIZE	USER PARAMETERS:		DEPTH ADJUSTMENT OF THE FRAME (cm.)	SIZE OF THE CUSHION (width x Depth) (cm.)	SIZE OF SUPPORTO BACK (cm.)				SIZE OF EFFECTO LATO (cm.)			
	Pelvis Width (cm.)	Seat Depth (cm.)			Backrest	Height	Width of the shell	Width of the Trunk	Backrest	Height	Width of the shell	Width of the Trunk
US	20-30	28-38	da 36 a 44	30x38	3033	33	27	17-23	3033	33	30	Bracket A 18-28 Bracket B 13-23
XXS	26-36	28-38	da 36 a 44	36x38	3336	36	30	20-26	3338	38	33	Bracket A 21-31 Bracket B 16-26
XS	26-36	32-42	da 40 a 48	36x42	3640	40	33	23-29	3642	42	36	Bracket A 24-34 Bracket B 19-29
XSO	29-39	34-44	da 40 a 48	39x45	3944	44	36	26-34	3945	45	39	Bracket A 27-37 Bracket B 22-32

Maximum weight and overall dimensions of the frame without postural system, backrest (fixed) tubes folded down, footrests and wheels detached.

TITTI SIZE	WEIGHT OF THE FRAME kg.	MAXIMUM OVERALL DIMENSIONS values expressed in cm.		
		Width	Length	Height
US	Rigid	11.4	42	66
	Folding	12.2	30	
XXS	Rigid	11.7	48	66
	Folding	12.6	30	
XS	Rigid	12	48	68
	Folding	12.9	30	
XSO	Rigid	12.7	51	68
	Folding	13.2	30	

Manufactured by:



Distributed by:



Via Montagna Z.I. Lotto 41 - c.a.p. 72023 Mesagne (Br) - ITALY
Tel. +39 0831 777840 - Fax. +39 0831 730739
Website: www.promedicare.eu - Email: info@promedicare.it

Cat.Ver.Tit. EN Rev.5 - 08/2019

The manufacturer reserves the right to make changes or replacements without notice. The contents, the form, the creation, the design, the image and the structure of this catalog are the property of Pro Medicare srl. Any improper and unauthorised use is strictly forbidden. Any imitation and/or explicit or not explicit copy can be legally persecuted.

CERTIFIED COMPANY WITH QUALITY
MANAGEMENT SYSTEM ISO 9001 / EN ISO 13485
N° 279412 / N° 279411



CE 2 Year Warranty

www.promedicare.eu