

Thinking


SUPPORTO
inserto[®]
BACK

BACK

2 A Teschio e denti, 1489.

R.L. 19058 v (B. 41 r; K/P. 42 v).

Il vacuo della cassa dell'occhio, e 'l vacuo del-
fosso sostenitore della guancia, e quello del
naso e della bocca sono d'eguale profondità e
terminano sotto il senso comune (sede centra-
le delle sensazioni) per linea perpendicolare. E
ciascuna d'esse vacuità ha tanto di profondità
quanti è la terza parte del volto dell'omo, cioè
dal mento a capegli



A NEW SOLUTION
The Trunk Total Support



Why Supporto

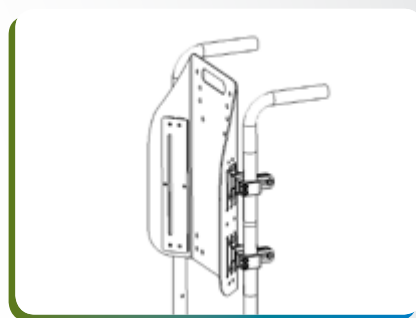
 SUPPORTS THE ANATOMY



**Crash tested
ISO 7176-19**



**8 modular
configurable inserts**



Multi-adjustable

CLINICAL INFORMATION

- Poor control of the trunk
- Pelvis-Trunk instability
- Medium-Severe mobile and/or fixed deformities

TECHNICAL FEATURES

- 8 modular configurable inserts as standard
- Two layers of foam. Self-modeling polymeric foam and reticulated foam for ventilation
- Microclimatic ventilated cover
- Aluminum contoured shell
- Mounting hardware kit with 4 attaching points

SPARE PARTS

- Cover
- Mounting hardware kit

ACCESSORIES

- Thoracic Supports
- Fixatis Range Harnesses
- Capitis Range Headrest
- Headrest Mounting Plate

TTS EMBRACING SHAPES





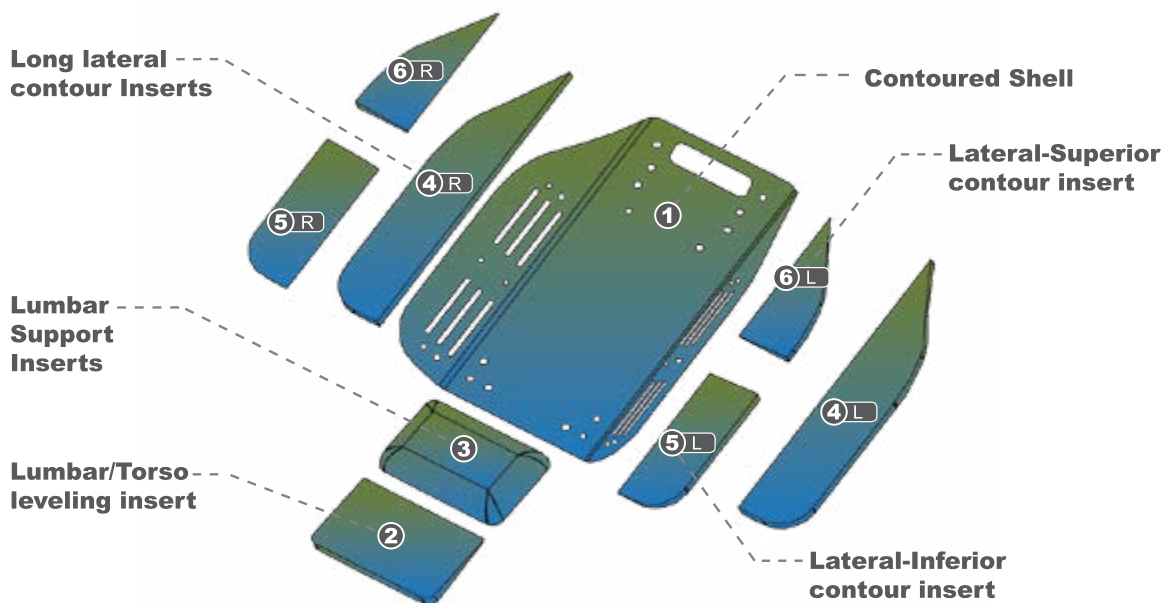
inserto **SUPPORTO**

8 modular configurable inserts

	Paediatric			Adult			
MODEL	3033	3336	3640	3944	4248	4550	4852
Width (cm)	30	33	36	39	42	45	48
Height (cm)	33	36	40	44	48	50	52

• Maximum Load (referred to size 4852): **136 KG**

• Compatible with wheelchair tubing diameter from 19 up to 25 mm. and from 3/4" up to 1".



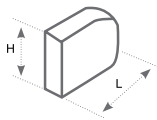
Technical Information

Backrest Technical Information						Patients Measures
SIZE (cm)	Shell Height (cm)	Shell Width (cm)	Mounting on wheelchairs (outside tubes) (cm)	Reclination (°)	Rotation (°)	Trunk width with thoracic supports (cm)
30x33	33	27	from 27 up to 33	-12 up to +12	-5 up to +5	17-23
33x36	36	30	from 30 up to 36			20-26
36x40	40	33	from 33 up to 39			23-29
39x44	44	36	from 36 up to 42			26-34
42x48	48	39	from 39 up to 45			29-37
45x50	50	42	from 42 up to 48			32-40
48x52	52	45	from 45 up to 51			35-43

Wheelchair tubes diameter: from 19 up to 25 mm. and from ¾" up to 1"

Thoracic Supports

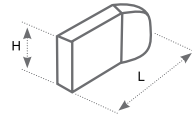
PADS



FLAT PAD

SIZES (cm.)

H	6	8	10	12	12
L	6.5	8.5	10.5	13.5	16.5



CONTOUR PAD


SIZES (cm.)

H	6	8	10	12
L	10.5	12.5	14.5	17.5


HARDWARE



FIXED BRACKET



SWING AWAY BRACKET



Accessories

Accessories



Headrest *Versa* **Capitis**[®]
HEAD SUPPORTS

MOUNTING SYSTEM



Mounting plate for Capitis Headrest with horizontal adjustments

CAPITIS CONFORT



CAPITIS ANATOMICO



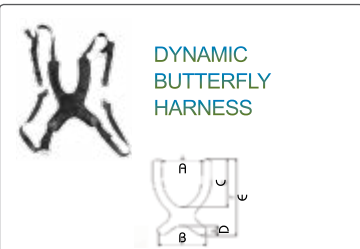
CAPITIS CONFORT DIMENSIONS (expressed in centimeters)

	ARTICLE	A	B	C	D	E	F
	PMDC01PC	21	14	13	15	08	04
	PMDC01MC	30	14	13	24	10	05
	PMDC01GC	42	16	14	34	14	07

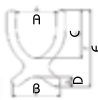
CAPITIS ANATOMICO DIMENSIONS (expressed in centimeters)

	ARTICLE	A	B	C	D	E	F
	PMDC02XPC	18	13	08	13	04	02
	PMDC02PC	24	17	12	19	06	04
	PMDC02MC	28	19	13	21	08	06
	PMDC02GC	32	25	16	23	08	08

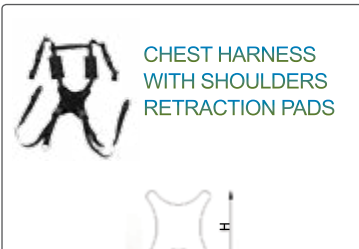
Harnesses *Versa* **fixatis**[®]
FASTENERS



DYNAMIC BUTTERFLY HARNESS



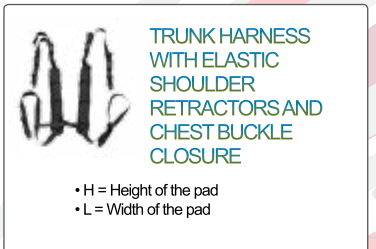
ARTICLE	A	B	C	D	E
PMD 16XS	11	18	17	05	29
PMD 16S	17	20	21	05	34
PMD 16M	20	20	26	05	46
PMD 16L	20	25	30	06	52



CHEST HARNESS WITH SHOULDERS RETRACTION PADS



ARTICLE	L	H
PMD 17S	14	16
PMD 17M	16	18
PMD 17L	23	23



TRUNK HARNESS WITH ELASTIC SHOULDER RETRACTORS AND CHEST BUCKLE CLOSURE

- H = Height of the pad
- L = Width of the pad

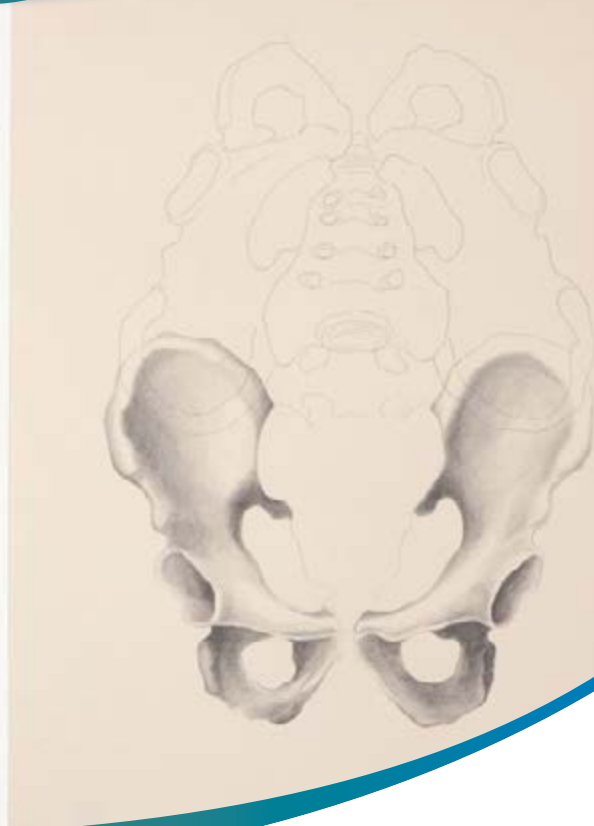
ARTICLE	L	H
PMD 21XS	3.8	25
PMD 21S	3.8	35
PMD 21M	5	38
PMD 21L	5	45



MANUFACTURED BY:



Via Montagna Z.I. . Lotto 41
72023 Mesagne (Br) - ITALY
Tel . + (39) 0831. 777 840
Fax . + (39) 0831. 730 739
Web site: www.promedicare.it
e mail: info@promedicare.it



DISTRIBUTED BY:



CE 2 YEAR WARRANTY